



WIENER BÖRSE ... ATX PRIME ... ATX ... WIENER BÖRSE ... VIENNA STOCK EXCHANGE
... ATX ... VIENNA STOCK EXCHANGE ... ATX PRIME ... ATX ... WIENER BÖRSE ...

Indices offered by Vienna Stock Exchange

April 2016



Global Experts for CEE Indices



Vienna Stock Exchange has continuously enlarged its network in the CEE region for many years now and cooperate in the fields of indexing and data vending.

It also acts as exclusive sales agent for the indices of Prague and Ljubljana Stock Exchange.



Indexing at Vienna Stock Exchange

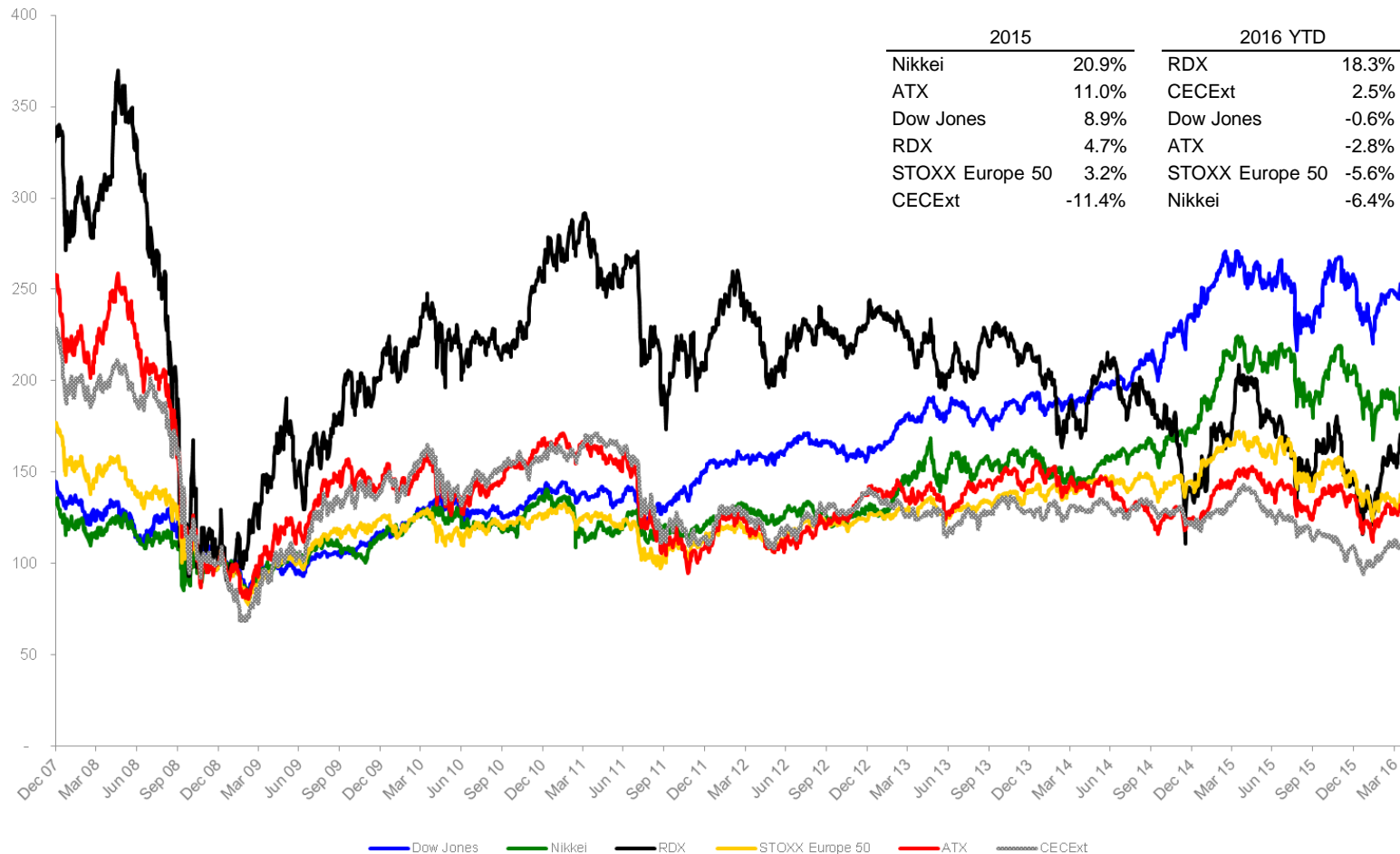
- Historical milestones
 - 31 Dec. 1967: first index launched (WBI – Wiener Börse Index)
 - 1991: ATX Index Family
 - 1996 – 1997 CECE Index Family, RTX, RDX
 - 2003 – 2005: customized indices, ROTX, NTX
 - 2006 – 2008: SETX, CECExt, CEE Sectors, CECE INF, CERX, SRX, CROX, BTX
RDXxt, KTX, UTX,
Short Indices, TR indices, Mid Cap indices
 - 2009 – 2011: CEERIUS, CEESEG indices, CEESEG sectors, BATX, CECE FND,
RTX sectors, RDX sectors
ATX FND, ATX sectors, Dividend indices, DVP Indices, NTR indices
 - 2012 – 2014: ATX GP, KTX LOCAL Index, Leverage Indices, Distributing Indices
- National and regional approach (CEE area)
- Real-time and tradable indices
- Covering 14 markets and servicing over 130 clients worldwide



Emerging Europe vs. Developed Markets

December 2007 – March 2016

(Basis = 100 = 31 Dec 2008)



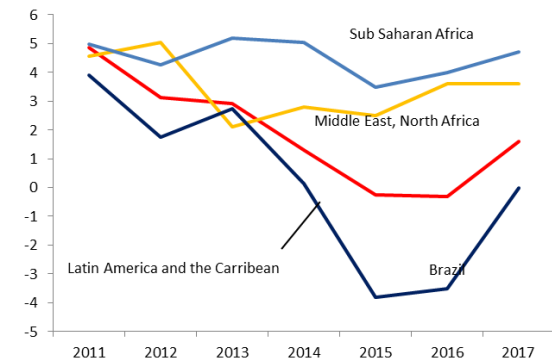
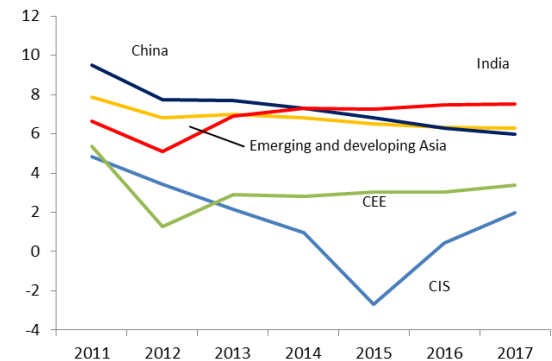
Source: Vienna Stock Exchange, Bloomberg, Indices in EUR



GDP development

real change in % against previous year

	2012	2013	2014	2015	2016	2017	2018
Czech Republic	2.0	-0.9	-0.5	2.0	4.2	2.5	2.4
Hungary	1.8	-1.7	1.9	3.7	2.9	2.3	2.5
Poland	5.0	1.6	1.3	3.3	3.6	3.6	3.6
Slovak Republic	2.8	1.5	1.4	2.5	3.6	3.3	3.4
Slovenia	0.6	-2.7	-1.1	3.0	2.9	1.9	2.0
Bulgaria	1.6	0.2	1.3	1.5	3.0	2.3	2.3
Romania	1.1	0.6	3.5	3.0	3.7	4.2	3.6
Estonia	7.6	5.2	1.6	2.9	1.1	2.2	2.8
Latvia	6.2	4.0	3.0	2.4	2.7	3.2	3.6
Lithuania	6.0	3.8	3.5	3.0	1.6	2.7	3.1
Russia	4.3	3.5	1.3	0.7	-3.7	-1.8	0.8
Kazakhstan	7.5	5.0	6.0	4.3	1.2	0.1	1.1
Euro Area	-0.9	-0.3	0.9	1.6	1.5	1.6	1.6
Austria	2.8	0.8	0.3	0.4	0.9	1.2	1.4
Central and Eastern Europe	1.2	2.8	2.8	3.5	3.5	3.3	3.3
United States	1.6	2.2	1.5	2.4	2.4	2.4	2.5
Japan	-0.5	1.7	1.4	0.0	0.5	0.5	-0.1



Source: IMF World Economic Outlook (April 2016), Eurostat, Projections



... reasonable priced

	Dividend Yield	est. PE Ratio	Correlation MSCI Europe	Correlation MSCI EM Eastern Europe	Correlation MSCI World
Kazakh Traded Index	9.63	4.37	0.56	0.62	0.53
Russian Depositary Index	4.18	6.72	0.72	0.95	0.65
Slovenian Blue Chip Index	5.72	9.87	0.28	0.30	0.25
Prague SE Index	5.54	11.34	0.74	0.64	0.63
CECExt	4.20	12.07	0.68	0.75	0.59
Hungarian Traded Index	3.28	12.62	0.59	0.58	0.48
Polish Traded Index	4.45	13.02	0.60	0.72	0.52
Austrian Traded Index	3.16	14.21	0.85	0.67	0.71
STOXX Europe 51	4.37	14.94	1.00	0.73	0.84
DJ Industrial	2.68	16.09	0.70	0.58	0.95
MSCI World	2.72	16.59	0.84	0.69	1.00
FTSE	4.27	16.59	0.96	0.74	0.85

Source: Bloomberg, Reuters

Central & South-eastern European Exchanges

March 2016 in bn EUR

Regional Market Capitalisation:	314
Regional Turnover YTD:	45

Vienna	
Equity MCap	84.17
Equity Turnover YTD	15.70
No. of listed companies	91

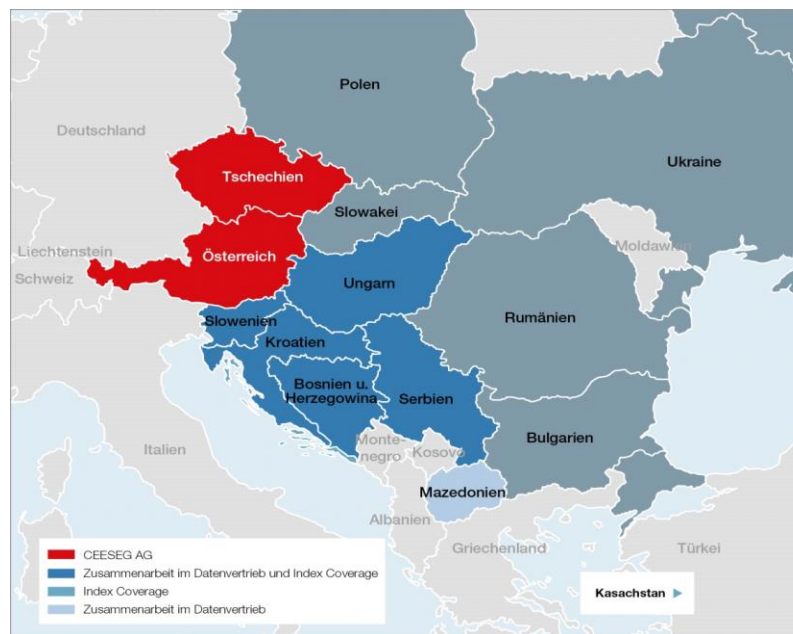
Prague	
Equity MCap	21.55
Equity Turnover YTD	2.75
No. of listed companies	24

Ljubljana	
Equity MCap	5.52
Equity Turnover YTD	0.15
No. of listed companies	43

Budapest	
Equity MCap	17.96
Equity Turnover YTD	4.43
No. of listed companies	44

Belgrade*	
Equity MCap	2.52
Equity Turnover YTD	0.03
No. of listed companies	49

Skopje*	
Equity MCap	1.64
Equity Turnover YTD	0.012
No. of listed companies	113



Warsaw	
Equity MCap	131.74
Equity Turnover YTD	20.56
No. of listed companies	902

Bucharest	
Equity MCap	16.18
Equity Turnover YTD	0.65
No. of listed companies	84

Bratislava	
Equity MCap	4.56
Equity Turnover YTD	0.004
No. of listed companies	69

Sofia	
Equity MCap	4.15
Equity Turnover YTD	0.06
No. of listed companies	361

Zagreb*	
Equity MCap	16.30
Equity Turnover YTD	0.11
No. of listed companies	149

Podgorica*	
Equity MCap	2.84
Equity Turnover YTD	0.011
No. of listed companies	68

Sarajevo*	
Equity MCap	2.89
Equity Turnover YTD	0.022
No. of listed companies	329

Banja Luka*	
Equity MCap	2.06
Equity Turnover YTD	0.006
No. of listed companies	282

Source: FESE, *FEAS or website of stock exchanges

Equity MCap: Month-end March 2016; Turnover: YTD March 2016, double counted domestic & foreign turnover

No. of listed companies: Month-end March 2016

Indices of Vienna Stock Exchange

Vienna Stock Exchange

Austria		Central and Eastern Europe (CEE)			Commonwealth o. Indep.States (CIS)	
Country Indices	Sector Indices	Country Indices	Regional Indices	Sector Indices	Country Indices	Sector Indices
ATX* Austrian Traded Index	ATX BI ATX Basic Industries	CTX Czech Traded Index	CECE* CECE Composite Index	CECE BNK CECE Banking	RDX* Russian Depository Index	RTX OIL RTX Oil & Gas
ATX Prime	ATX CPS ATX Consumer Products & Services	HTX Hungarian Traded Index	SETX* South-east Europe Traded Index	CECE OIL CECE Oil & Gas	RDXxt RDX Extended	RTX MET RTX Mining & Metals
ATX five	ATX FIN ATX Financials	PTX Polish Traded Index	CECExt CECE Extended Index	CECE TEL CECE Telecom	RTX Russian Traded Index	RTX NRG RTX Energy
WBI Wiener Börse Index	ATX IGS ATX Industrial Goods & Services	ROTX Romanian Traded Index	NTX New Europe Blue Chip Index	CECE HCA CECE Health Care	RTX MID Russian Traded Mid Cap Index	RDX OIL RDX Oil & Gas
	IATX Immobilien ATX	CROX Croatian Traded Index	CECE MID CECE Mid Cap Index	CECE INF CECE Infrastructure	UTX Ukrainian Traded Index	RDX MET RDX Mining & Metals
		SRX Serbian Traded Index		CERX CEE Real Estate Index	KTX Kazakh Traded Index	
		BTX Bulgarian Traded Index			KTX LOCAL Kazakhstan Traded Index Local	
		BATX Bosnian Traded Index				

* also available as Total Return (TR) and Net Total Return (NTR) Index

Indices of Vienna Stock Exchange and its partner

Vienna Stock Exchange				Prague Stock Exchange**	Ljubljana Stock Exchange**
Theme- & Style Indices				Czech Republic	Slovenia
Austria		CEE	CIS	Country Indices	Country Indices
ATX FND ATX Fundamental	ATX TD DSTB ATX Top Dividend Distributing	CECE FND CECE Fundamental	SRDX Short RDX	PX* PX Index	SBI TOP Slovene Blue Chip Index
ATX DVP ATX Dividend Points	ATX GP ATX Global Players	CECE DVP CECE Dividend Points	SRDX2 Double Short RDX	PX-GLOB PX-GLOB Index	
ATX TD* ATX Top Dividend	VÖNIX** Österreichischer Nachhaltigkeitsindex	CECE TD* CECE Top Dividend	RDX LV2 RDX NTR Lev x2		
SATX Short ATX		CEERIUS CEE Responsible Investment Universe	RDX LV4 RDX NTR Lev x4		
SATX2 Double Short ATX		SCECE Short CECE			
ATX LV2 ATX NTR Lev x2		SCECE2 Double Short CECE			
ATX LV4 ATX NTR Lev x4		CECE LV2 CECE NTR Lev x2			
ATX DSTB ATX Distributing		CECE LV4 CECE NTR Lev x4			

* also available as Total Return (TR)
and Net Total Return (NTR) Index

** not a trademark of the Vienna Stock
Exchange



ETFs and passively managed funds

linked to indices of Vienna Stock exchange and its partner

Index	Issuer	Product name	ISIN	Trading Platform	AuM in m. EUR
ETFs					
ATX	BlackRock (Deutschland)	iShares ATX UCITS ETF	DE000A0D8Q23	Vienna, Frankfurt	56
ATX	ComStage	ComStage ATX® UCITS ETF	LU0392496690	Frankfurt, Stuttgart, Zurich	15
ATX NTR	db x-trackers	db x-trackers ATX UCITS ETF	LU0659579063	London, Frankfurt	166
CECE NTR	Lyxor	Lyxor ETF Eastern Europe	FR0010204073, FR0010654095	Vienna, Frankfurt, Milan, Madrid, Paris, Zurich, Singapore, London	190
RDX	Source	Source RDX ETF	IE00B5NDLN01	London, Frankfurt	17
passively managed funds					
PX	Horizon (KBC)	Horizon Access Fund CSOB Cesky Akciovy	BE6224091866, BE6224093888	no listing	8
ATX	BT Asset Management	BT Index AUSTRIA	ROFDIN0001K4	no listing	2



Please visit our homepage: www.indices.cc

25.04.2016 Deutsch Contact
wiener borse.at

HOT SPOTS

- Trading calendar
- Index composition
- Index rules
- Statistics

Searchterm... →

Index ISIN

ATX AT0000999982

11.42 2,339.74 ▼ -0.79%

> Intraday > 6 months

- ATX Prime AT0000999925
- IATX AT0000803226
- CECE EUR AT0000726476
- CECEExt EUR AT0000A00DT9
- SETX EUR AT0000505276
- RTX EUR AT0000A09HK0
- RDX EUR AT0000802079
- UTX EUR AT0000A06400
- ROTX EUR AT0000600473
- CTX EUR AT0000726443
- HTX EUR AT0000726435
- PTX EUR AT0000726450

25 YEARS OF ATX

More about 25 years of ATX under the following link ...

→ 25 Years of ATX

CUSTOMER ZONE

License holders and financial institutes can access further important information about our indices in the customer zone.

→ Customer Zone

Austrian Indices → All Indices

Index	ISIN	Last price	Change %	Change abs.	Date, Time
ATX	AT0000999982	2,339.38	▼ -0.81%	▼ -19.10	25.04.2016, 11:38
ATX Prime	AT0000999925	1,196.26	▼ -0.80%	▼ -9.65	25.04.2016, 11:23
ATX five	AT0000634605	1,252.22	▼ -1.33%	▼ -16.88	25.04.2016, 11:23
IATX	AT0000803226	230.75	▲ 0.45%	▲ 1.03	25.04.2016, 11:23
WBI	AT0000999990	923.75	▼ -0.00%	▼ -0.00	22.04.2016, 17:36

CEE Indices → more CEE Indices

Index	ISIN	Last price	Change %	Change abs.	Date, Time
CECE EUR	AT0000726476	1,408.15	▼ -1.28%	▼ -18.26	25.04.2016, 11:23
SETX EUR	AT0000505276	979.49	▼ -0.25%	▼ -2.45	25.04.2016, 11:22
CECEExt EUR	AT0000A00DT9	906.33	▼ -1.12%	▼ -10.27	25.04.2016, 11:23
CECE MID EUR	AT0000A07Q63	1,176.84	▼ -0.72%	▼ -8.53	25.04.2016, 11:23
NTX EUR	AT0000496476	957.17	▼ -1.03%	▼ -9.96	25.04.2016, 11:23
CTX EUR	AT0000726443	1,176.29	▼ -1.17%	▼ -13.93	25.04.2016, 11:23
ROTX EUR	AT0000600473	8,256.10	▼ -0.30%	▼ -24.84	25.04.2016, 11:22
IBTX EUR	AT0000A0WV36	791.04	▼ -1.19%	▼ -9.53	25.04.2016, 11:23

More Indices

- CIS Indices → Theme- & Style Indices
- Customized Indices

Index changes → Archive

25.04.2016
ATX DSTB, ATX NTR, ATX TD DSTB, ATX TD NTR, ATX LV2, ATX LV4

26.04.2016
ATX DSTB, ATX NTR, ATX TD DSTB, ATX TD NTR, ATX LV2, ATX LV4

26.04.2016
ATX DVP, ATX TD TR, ATX TR, SATX2, SATX

25.04.2016
SETX NTR EUR

Service & Information

- Index brochure (.pdf)
- Customized Index Service
- Download index composition (.csv)
- Watch List
- www.wienerborse.at
- Wiener Börse Live
- Mobile version

Cooperations

- BSE | Budapest
- LJSE | Ljubljana
- PSE | Prague

cee stock exchange group



■ Contact

Common:	+43 (0)1 531 65+ext.	licences@wienerborse.at
Florin Burnar:	ext. ~169	florin.burnar@wienerborse.at
Gerhard Schwediauer:	ext. ~198	gerhard.schwediauer@wienerborse.at
Susanne Witzelsberger:	ext. ~198	susanne.witzelsberger@wienerborse.at

■ Disclaimer

The information contained in this document shall serve only for information purposes. This document does not in any way constitute legal advice or investment advice. Nothing contained in this document may be construed as a solicitation, an offer or a recommendation to subscribe for or purchase any of the products or services mentioned. Any figures, views or opinions constitute the information of Wiener Boerse AG ("WBAG") as of the date indicated and are subject to change without notice.

The investments and investment services referred to are not available to private customers and this document should not be distributed to any person to whom its distribution may be prohibited by the investor's domestic law.

Wiener Boerse AG makes no representation or warranty (express or implied) of any nature and does not assume liability, in particular for the completeness or correctness of the information contained in the document. Therefore, no one should rely on the information contained therein. Wiener Boerse AG does not assume any liability for damages or any loss that may arise as a consequence of action taken resulting from the use of this document.

Wiener Boerse AG would like to specifically point out that the data and calculations in the charts are values and figures from the past, and are not reliable indicators of future performance trends. For this reason, the data should not be used to draw conclusions on future index trend

This document is issued by WBAG, which is authorised by notification of the Austrian Ministry of Finance, in agreement with the Austrian Ministry of Economic Affairs, to operate and manage Wiener Boerse as securities exchange and general commodity exchange as defined in the Austrian Stock Exchange Act.