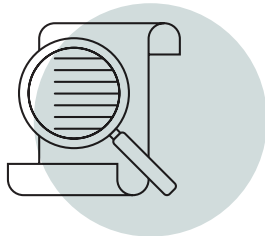


# The Indices of the Vienna Stock Exchange

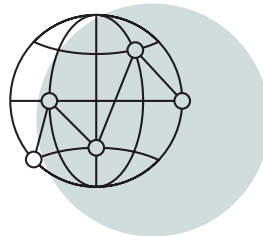
Expert for Austria and Emerging Europe



## The Indices of the Vienna Stock Exchange: Transparency and High Quality of Services



**Full  
Transparency**



**Focus on  
Austria and Emerging Europe**



**High Quality  
Standards**

### Your benefits from our expertise

- Up-to-date information on all index components as well as all rules, regulations and index profiles are conveniently available for our clients on our website.
- Our extensive cooperation network in the region and our many years of experience as index experts are the foundation of our expertise.
- All of our indices are in conformity with international and EU quality standards. These include the EU Benchmark Regulation, the Principles for Financial Benchmarks of the International Organization of Securities Commissions (IOSCO) and the provisions of the Undertakings for Collective Investments in Transferable Securities Directive (UCITS) therefore ensuring maximum investor protection.

The Vienna Stock Exchange has a long tradition in calculating indices, starting with its first index in 1967 and enlarging its offering by new indices for the Austrian capital market in 1991. In the following years, the Vienna Stock Exchange created indices for Central and Eastern Europe (CEE) as well as for the Commonwealth of Independent States (CIS). The Austrian exchange was one of the first index providers with a wide range of reliable and transparent indices for Emerging Europe designed to serve as underlying instruments for structured products and derivatives.

## Quality leader in indices for this region

The Vienna Stock Exchange provides stock market coverage from Austria in the west all the way to Kazakhstan in the east. In the fields of indexing and data vending it cooperates with several local stock exchanges, but also acts as a sales agent for the indices of the Prague Stock Exchange (PX, PX-GLOB, PX-TR, PX-TRnet and PX-START) and the Ljubljana Stock Exchange (SBITOP and SBITOP TR).



■ Stock Exchange Group Vienna & Prague

■ Index Coverage

▨ Calculation of Russian indices is suspended until further notice

## High Potential for Investments

Central and Eastern Europe is the most promising emerging region in Europe. According to the IMF's World Economic Outlook, the annual GDP growth rate in Emerging Europe exceeded on average 2.7% between 2017 and 2023. This depicts an outdoing of up to 2.3 percentage points versus other developed markets, such as the Euro Area, Japan or the US.

Even considering the past few years of economic uncertainties, the indices of the Vienna Stock Exchange have proven to be solid grounds for investment, shown by a growth of 23.5% of the ATX. The Austrian market offers a remarkable concentration of value stocks, enabling investors to benefit from stable returns and low risks even in difficult times. Apart from that, domestic companies can profit significantly from excellent Eastern European countries, as their GDP is expected to grow by 2.5%, according to the wiiw's January 2024 Winter Forecast.

Covering a large part of this region, the CECE Index offers an easy option to participate in this promising development. The index advanced more than 36% in 2023. Mirroring the Romanian stock market, the ROTX performed equally great, considering its growth of 30.5% in the same period. Their high dividend yields, relatively low prices and stable supply chains make Central and Eastern European economies attractive options for domestic companies and investors alike.

Additionally, the Vienna Stock Exchange offers the KTX, covering Kazakhstan. The index is attractive due to its high dividends and low equity prices resulting in a growth of 275% since the end of 2015 and more than 110% since the end of 2019 until the end of 2023.

	est. Dividend Yield	est. PE Ratio	Performance since end 2015
<b>CECE</b>	5.30	7.28	29.70%
<b>ATX</b>	5.78	7.31	43.31%
<b>ROTX</b>	7.58	7.14	121.27%
<b>FTSE 100</b>	4.27	11.01	5.29%
<b>Topix</b>	2.42	13.78	28.21%
<b>STOXX Europe 50</b>	3.74	12.83	32.03%
<b>S&amp;P 500</b>	1.50	19.48	129.64%

Source: Reuters, Bloomberg, all indices in EUR, January 2024

## The Broad Index Range of the Vienna Stock Exchange

ETFs	Standardized Derivatives (traded on EUREX)	Structured Products (based on)
iShares ATX UCITS ETF	ATX Futures and Options	ATX
db x-trackers ATX UCITS ETF	CECE Futures and Options	CECE
EXPAT Czech PX UCITS ETF		ROTX
EXPAT Slovenia SBI TOP UCITS ETF		and others

## One-Stop-Shop for Indices Covering 14 Stock Markets

---

Our indices are an attractive underlying for financial products. Over 140 financial institutions worldwide place their trust in our profound knowledge and make use of our indices. The Vienna Stock Exchange currently calculates more than 130 tradable indices on countries, sectors, regions and various investment themes and styles.

In response to specific investment needs, the Vienna Stock Exchanges expanded its range of indices by introducing different theme and style indices. For example, short indices allow investors to participate on falling stock prices. By contrast, leverage indices are designed to permit participation in performance with a fixed leverage on upward trends. In fundamental indices, the components are chosen based on fundamental criteria such as return on assets, net dividend yield and price-to-book ratio as opposed to market capitalization. The top dividend indices consist of the companies paying out the highest dividend yield.

In addition to offering all indices in EUR, the Vienna Stock Exchange calculates the CEE and CIS indices in USD and

most local currencies. Further, in response to investors demand, the Vienna Stock Exchange created the most popular indices: the Total Return Indices and the Net Total Return Indices.

### Austrian Indices

The ATX, the leading index of the Vienna Stock Exchange, includes constituents of the highest liquidity and capitalization in the Austrian capital market, while the ATX Prime, a classic sector index, includes securities listed on the prime market. The ATX five tracks the five stocks with the highest weightings in the ATX, thus representing the corporations that account for most of the trading volume. The IATX focuses on real estate stocks listed on the prime market. The WBI is the oldest index of the Vienna Stock Exchange. It is an all-share index that was launched in 1967 and is still being computed.

VÖNIX – the Austrian sustainability index – is comprised of Austrian companies, which are leaders in social and environmental achievements.

## Country Coverage – Regional Segmentation

---

### Emerging Europe

The indices of the Central, Eastern and Southeastern European region constitute one of the Vienna Stock Exchange's core areas of competence. The CECE is the composite Eastern European index comprising Hungarian, Czech and Polish stocks. The CECEExt covers nearly all Eastern European capital markets and thus allows for a wide diversification. NTX is a blue chip index for CEE which also includes Austrian shares.

Three of the newest additions to the Vienna Stock Exchange's portfolio of Indices are the CECE Reshoring, CECE Commodity and CECE Clean Energy. CECE Reshoring consists of companies that could benefit from supply chains moving to safer regions with attractive production conditions. The CECE Commodity contains hard and soft commodity producers from CEE countries. The CECE Clean Energy is composed of Austrian as well as Eastern European companies that use low emission energy production. Additionally, the CECE Infrastructure Index focusses on companies that provide infrastructure to a region or economy.

CECE SRI is focused on the subject of ecology and in accordance with strict guidelines. It tracks the best companies operating in the region. CECE Soft gives investors the opportunity to participate in the exceptional upside potential of the IT sector in Eastern Europe.

More sector indices are available for the Emerging Europe region such as the CECE Health Care or CECE Telecommunication Index, which provide opportunities for target-oriented investments. The UTX allows access to the Ukrainian market. The broadest index, EETX, is designed as a benchmark for funds. It complies with UCITS standards for portfolio diversification. The KTX emerged from a cooperation project with the Kazakh Stock Exchange and permits investments in the Kazakh market.

### Customized Indices: The Flexible Solution

Over the years, customized indices have become an inseparable part of the financial world. The special needs regarding different types of clients and individual product designs have created demand for investment products to meet these specific requirements.

## Austrian Indices

	AT	CEE										CIS	
	Austria	Bosnia and Herzegovina	Bulgaria	Croatia	Czech Republic	Hungary	Poland	Republic of Serbia	Romania	Slovenia	Ukraine	Kazakhstan	Russia
	AT	BA	BG	HR	CZ	HU	PL	RS	RO	SI	UA	KZ	RU

### Austrian Indices

<b>ATX*</b>	Austrian Traded Index	■											
<b>ATX Prime</b>	ATX Prime	■											
<b>ATX five*</b>	ATX five	■											
<b>WBI</b>	Wiener Börse Index	■											

### Austria | Sector Indices

<b>IATX</b>	Immobilien ATX (Real Estate ATX)	■											
<b>ATX BI</b>	ATX Basic Industries	■											
<b>ATX CPS</b>	ATX Consumer Products & Services	■											
<b>ATX FIN</b>	ATX Financials	■											
<b>ATX IGS</b>	ATX Industrial Goods & Services	■											

### Austria | Theme & Style Indices

<b>ATX DSTB</b>	ATX Distributing	■											
<b>ATX DVP</b>	ATX Dividend Points	■											
<b>ATX FMLY*</b>	ATX Family	■											
<b>ATX FND</b>	ATX Fundamental	■											
<b>ATX GP</b>	ATX Global Players	■											
<b>ATX LV2</b>	ATX NTR Leverage x2	■											
<b>ATX LV4</b>	ATX NTR Leverage x4	■											
<b>ATX LV6</b>	ATX NTR Leverage x6	■											
<b>ATX LV8</b>	ATX NTR Leverage x8	■											
<b>ATX LV10</b>	ATX NTR Leverage x10	■											
<b>ATX PC8*</b>	ATX Prime Capped 8	■											
<b>ATX TD*</b>	ATX Top Dividend	■											
<b>ATX TD DSTB</b>	ATX Top Dividend Distributing	■											
<b>SATX</b>	Short ATX TR	■											
<b>SATX2</b>	Short ATX TRx2	■											
<b>SATX4</b>	Short ATX TRx4	■											
<b>SATX6</b>	Short ATX TRx6	■											
<b>SATX8</b>	Short ATX TRx8	■											
<b>SATX10</b>	Short ATX TRx10	■											
<b>VÖNIX**</b>	Österreichischer Nachhaltigkeitsindex (Austrian Socially Responsible Index)	■											

\* Also available as the Total Return and the Net Total Return Index

\*\* Not a Trademark of the Vienna Stock Exchange

## CEE Indices

AT	CEE										CIS	
Austria	Bosnia and Herzegovina	Bulgaria	Croatia	Czech Republic	Hungary	Poland	Republic of Serbia	Romania	Slovenia	Ukraine	Kazakhstan	Russia
AT	BA	BG	HR	CZ	HU	PL	RS	RO	SI	UA	KZ	RU

### CEE | Regional Indices

Index	Description	AT	BA	BG	HR	CZ	HU	PL	RS	RO	SI	UA	KZ	RU
CECE*	CECE Composite Index					■	■	■						
CECE MID	CECE Mid Cap Index			■	■	■	■	■	■	■	■			
CECExt	CECE Extended Index			■	■	■	■	■	■	■	■			
NTX	New Europe Blue Chip Index	■				■	■	■		■	■			
SETX*	South-East Europe Traded Index			■	■				■	■	■			

### CEE | Country Indices

Index	Description	AT	BA	BG	HR	CZ	HU	PL	RS	RO	SI	UA	KZ	RU
BATX	Bosnian Traded Index		■											
BTX	Bulgarian Traded Index			■										
CROX	Croatian Traded Index				■									
CTX	Czech Traded Index					■								
HTX	Hungarian Traded Index						■							
PTX	Polish Traded Index							■						
ROTX*	Romanian Traded Index									■				
SRX	Serbian Traded Index								■					
UTX	Ukrainian Traded Index											■		

### CEE | Sector Indices

Index	Description	AT	BA	BG	HR	CZ	HU	PL	RS	RO	SI	UA	KZ	RU
CECE BNK	CECE Banking					■	■	■		■				
CECE HCA	CECE Health Care			■			■	■		■	■			
CECE OIL	CECE Oil & Gas						■	■	■	■	■			
CERX	CEE Real Estate Index	■					■	■						
CECE SOFT	CECE Software					■	■	■						
CECE TEL	CECE Telecom				■	■	■	■		■	■			

\* Also available as the Total Return and the Net Total Return Index

## CEE Indices

AT	CEE										CIS	
Austria	Bosnia and Herzegovina	Bulgaria	Croatia	Czech Republic	Hungary	Poland	Republic of Serbia	Romania	Slovenia	Ukraine	Kazakhstan	Russia
AT	BA	BG	HR	CZ	HU	PL	RS	RO	SI	UA	KZ	RU

### CEE | Theme & Style Indices

Index	Description	AT	BA	BG	HR	CZ	HU	PL	RS	RO	SI	UA	KZ	RU
CECE RESH	CECE Reshoring						■	■		■	■			
CECE CMDTY	CECE Commodities			■			■	■	■	■	■	■		
CECE CLEAN	CECE Clean Energy	■				■	■	■						
CECE DVP	CECE Dividend Points					■	■	■						
CECE FND	CECE Fundamental					■	■	■						
CECE LV2	CECE NTR Leverage x2					■	■	■						
CECE LV4	CECE NTR Leverage x4					■	■	■						
CECE TD*	CECE Top Dividend					■	■	■						
CECE SRI	CECE Socially Responsible Investment Index				■	■	■	■			■			
CECE INF	CECE Infrastructure				■	■	■	■		■	■			
EETX*	Eastern Europe Traded Index 10/40				■	■	■	■		■	■			
SCECE	Short CECE					■	■	■						
SCECE2	Short CECE TRx2					■	■	■						

## CIS Indices\*\*

AT	CEE										CIS	
Austria	Bosnia and Herzegovina	Bulgaria	Croatia	Czech Republic	Hungary	Poland	Republic of Serbia	Romania	Slovenia	Ukraine	Kazakhstan	Russia
AT	BA	BG	HR	CZ	HU	PL	RS	RO	SI	UA	KZ	RU

### CIS | Country Indices

Index	Description	AT	BA	BG	HR	CZ	HU	PL	RS	RO	SI	UA	KZ	RU
RTX	Russian Traded Index													■
RTX MID	Russian Traded Mid Cap Index													■
KTX	Kazakh Traded Index												■	
KTX LOCAL	KTX Traded Index Local												■	

### CIS | Sector Indices

Index	Description	AT	BA	BG	HR	CZ	HU	PL	RS	RO	SI	UA	KZ	RU
RTX MET	RTX Mining & Metals													■
RTX NRG	RTX Energy													■
RTX RET	RTX Retail													■
RTX OIL	RTX Oil & Gas													■

\* Also available as the Total Return and the Net Total Return Index

\*\* The calculation of Russian indices is currently suspended until further notice.

## Contact

If you are interested in licensing indices or have any other questions, please feel free to contact us at any time by writing to [licences@wienerboerse.at](mailto:licences@wienerboerse.at) or calling



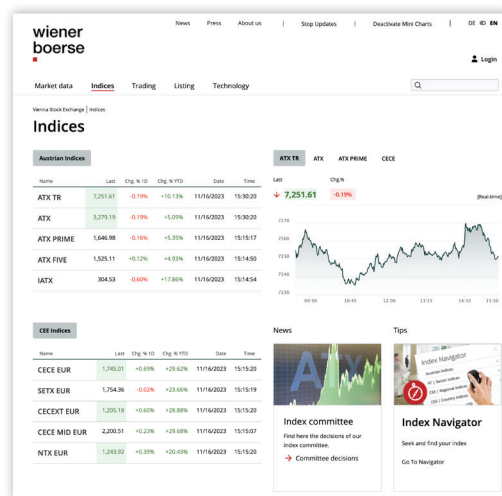
**Gerhard Schwediauer**  
Regional Manager Index Sales  
T +43 1 53165 198  
[gerhard.schwediauer@wienerboerse.at](mailto:gerhard.schwediauer@wienerboerse.at)



**Sadko Tajic**  
Regional Manager Index Sales  
T +43 1 53165 216  
[sadko.tajic@wienerboerse.at](mailto:sadko.tajic@wienerboerse.at)

## Internet Platform

[www.wienerboerse.at/indices](http://www.wienerboerse.at/indices) is a professional information tool for retail investors as well as for institutional investors. It provides detailed and up-to-date information on the indices of the Vienna Stock Exchange such as the daily index composition, watchlists, index adjustments and various publications such as index profiles and index rules.



## Impressum

**Media owner and publisher:** Wiener Börse AG,  
**Place of production:** Wien,  
**Responsible for the contents:** Wiener Börse AG; January 2024

The information contained in this document of Wiener Börse AG is provided exclusively for information purposes. It does not constitute any legal or investment advice. The information contained in this document of Wiener Börse AG shall not be construed as a solicitation, an offer or a recommendation to buy or sell any financial instrument in any country or to any persons whomsoever. The figures, views and opinions constitute the information of Wiener Börse AG as of the date indicated and are subject to change without notice. The products and services referred to are not available to private investors and it is prohibited to distribute this document to any persons in any jurisdiction or country where such distribution is prohibited by law. Wiener Börse AG makes no representation or warranty (express or implied) of any nature and does not assume any liability, in particular, for the completeness or correctness of the information contained in the document. Therefore, no one should rely on the information contained therein. Wiener Börse AG does not assume any liability for damages or losses that may arise due to actions taken based on this document. The trademarks and compilation of data created by Wiener Börse AG are not permitted to be used without the previous consent of Wiener Börse AG. This document has been prepared by Wiener Börse AG. The Ministry of Finance in agreement with the Ministry for Economic Affairs has granted Wiener Börse AG the license to operate and manage the Vienna Stock Exchange as a securities and general commodity exchange. Should parts or individual phrases in this disclaimer fail to comply with applicable law or no longer comply or fail to be fully in line with the law, the contents and the validity of the remaining parts of the document shall remain unaffected.

**Wiener Börse AG**  
1010 Wien, Wallnerstraße 8  
T +43 1 53165 243  
[licences@wienerboerse.at](mailto:licences@wienerboerse.at)  
[www.wienerboerse.at](http://www.wienerboerse.at)